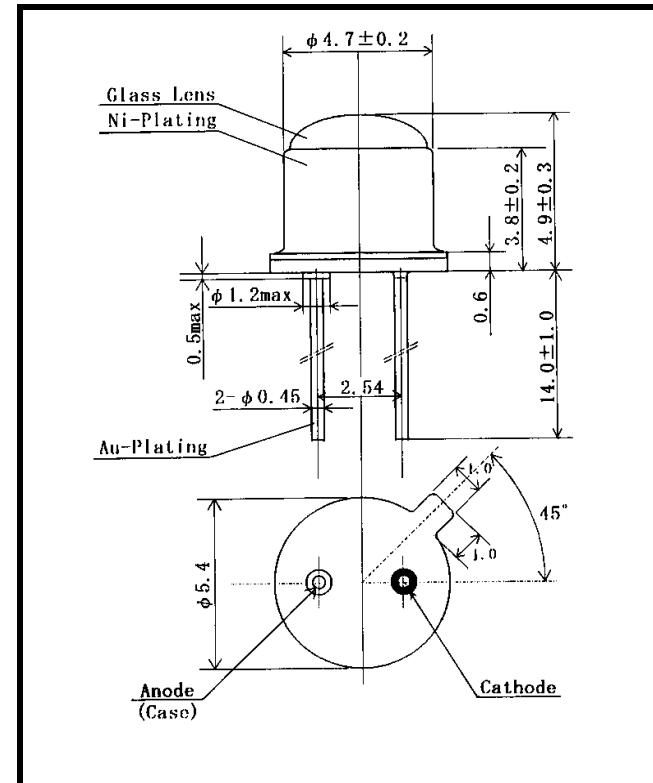


LS880NN

Infrared Emitting Diode



Dimensions (Unit:mm)

2. ELECTRICAL & OPTICAL CHARACTERISTICS (Ta=25 °C)

ITEM	SYMBOL	CONDITIONS	MIN	TYP	MAX	UNIT
Power Output	PO	IF=50mA	3.0	5.0		mW
Forward Voltage	VF	IF=50mA		1.45	1.8	V
Reverse Current	IR	VR=5V			10	μA
Peak Wavelength	λp	IF=50mA	860	880		nm
Spectral Line Half Width		IF=50mA		60		nm
Half Intensity Beam Angle		IF=50mA		±5		deg.
Rise Time	Tr	IFP=50mA		1.5		μS
Fall Time	Tf	IFP=50mA		0.8		μS
Junction Capacitance	Cj	1MHz, V=0V		15		pF
Temp. Coefficient of PO	P/T	IF=10mA		-0.5		%/°C
Temp. Coefficient of VF	V/T	IF=10mA		-1.5		mV/°C

- FEATURES**
- High-output Power
 - Parallel Rays
 - High Reliability in Demanding Environments
- APPLICATIONS**
- Optical Switches
 - Linear & Rotary Encoder

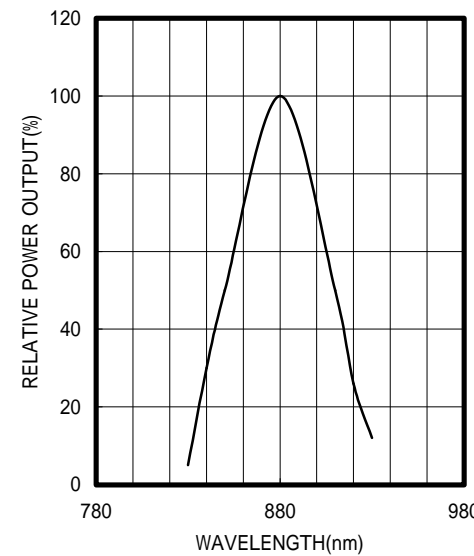
1. ABSOLUTE MAXIMUM RATINGS (Ta=25 °C)

ITEM	SYMBOL	RATINGS	UNIT
Forward Current (DC)	IF	100	mA
Forward Current (Pulse)*1	IFP	1	A
Reverse Voltage	VR	5	V
Power Dissipation	PD	180	mW
Operating Temp.	Topr	-30 TO 100	
Storage Temp.	Tstg	-40 TO 125	
Junction Temp.	Tj	125	
Lead Soldering Temp.*2	Tls	260	

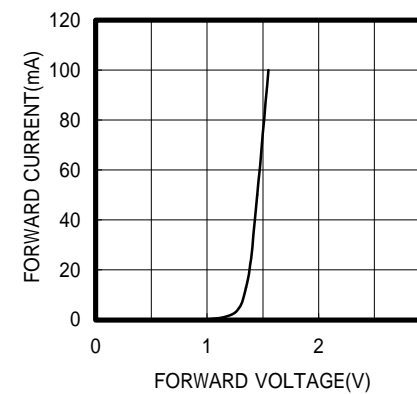
*1:Tw=10μs,T=10mS

*2:Time 5 Sec max,Position:Up to 3mm from the body

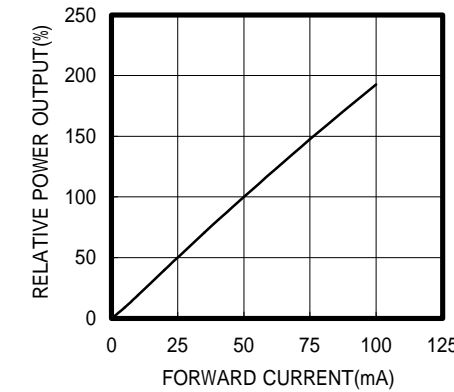
SPECTRAL OUTPUT



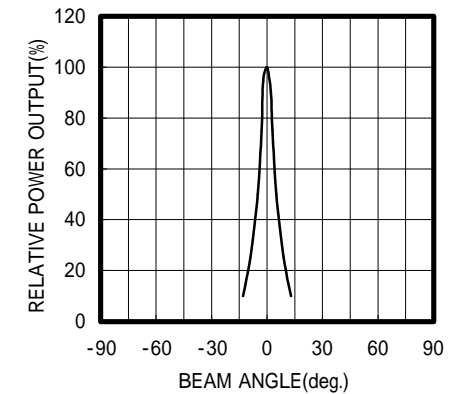
FORWARD I-V CHARACTERISTICS



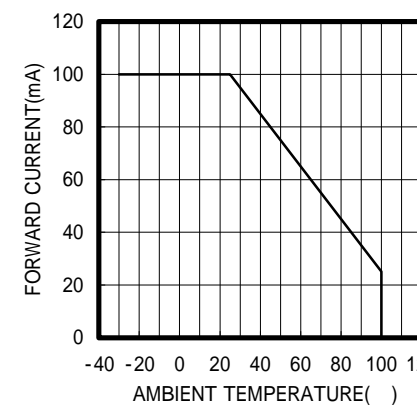
RELATIVE POWER vs FORWARD CURRENT



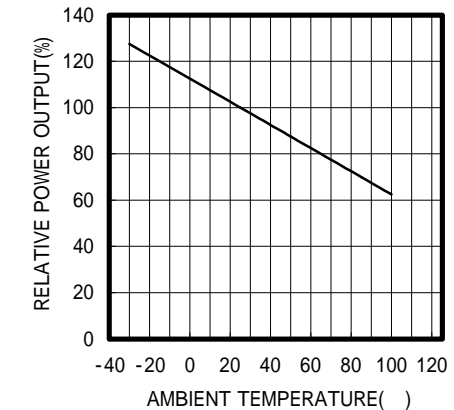
RADIATION PATTERN



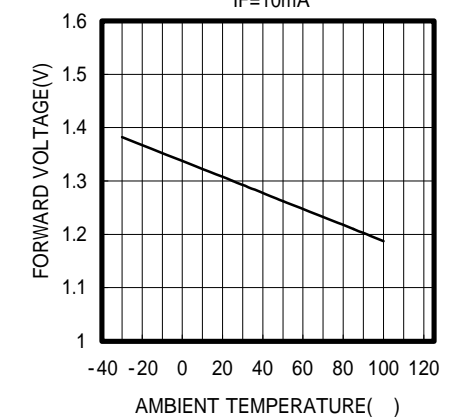
THERMAL DERATING CURVE



POWER OUTPUT vs TEMPERATURE IF=10mA



FORWARD VOLTAGE vs TEMPERATURE IF=10mA



OPTRANS

2-6-11 MASUKATA, TAMA-KU, KAWASAKI 214-0032, JAPAN
 TEL.81(44)932-6491 / FAX.81(44)932-8281
 E-mail: optrans@mb.kcom.ne.jp