

- FEATURES**
- High Output Power
 - High Luminous Intensity
 - Narrow Beam Angle
 - High Reliability
 - Stand-off Type
- APPLICATIONS**
- Optical Sensor
 - Indicators
 - Bar-code Reader

1. ABSOLUTE MAXIMUM RATINGS

| ITEM | SYMBOL | RATINGS | UNIT |
|---------------------------|--------|------------|------|
| Forward Current (DC) | IF | 50 | mA |
| Forward Current (Pulse)*1 | IFP | 0.5 | A |
| Reverse Voltage | VR | 5 | V |
| Power Dissipation | PD | 120 | mW |
| Operating Temp. | Topr | -20 TO 80 | |
| Storage Temp. | Tstg | -30 TO 100 | |
| Junction Temp. | Tj | 100 | |
| Lead Soldering Temp.*2 | Tls | 260 | |

*1:Tw=10uS,T=10mS

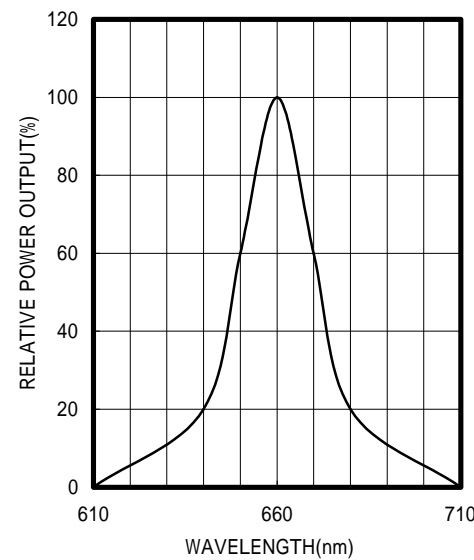
*2:Time 3 Sec max,Position:Up to 2mm from the body

2. ELECTRICAL & OPTICAL CHARACTERISTICS (Ta=25)

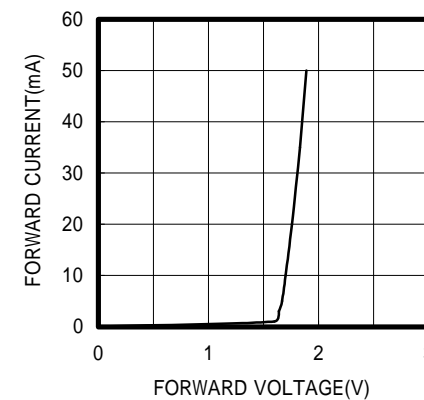
| ITEM | SYMBOL | CONDITIONS | MIN | TYP | MAX | UNIT |
|---------------------------|--------|------------|-----|------|-----|------|
| Power Output | PO | IF=20mA | 4.0 | 5.0 | | mW |
| Luminous Intensity | Iv | IF=20mA | 600 | 1500 | | mcd |
| Forward Voltage | VF | IF=20mA | | 1.8 | 2.2 | V |
| Reverse Current | IR | VR=5V | | | 100 | μA |
| Peak Wavelength | p | IF=20mA | | 660 | | nm |
| Spectral Line Half Width | | IF=20mA | | 25 | | nm |
| Half Intensity Beam Angle | | IF=20mA | | ±12 | | deg. |
| Rise Time | Tr | IFP=20mA | | 30 | | nS |
| Fall Time | Tf | IFP=20mA | | 30 | | nS |
| Junction Capacitance | Cj | 1MHz, V=0V | | 20 | | pF |
| Temp. Coefficient of PO | P/T | IF=10mA | | -0.5 | | %/ |
| Temp. Coefficient of VF | V/T | IF=10mA | | -1.5 | | mV/ |

Anode Cathode
Dimensions (Unit:mm)

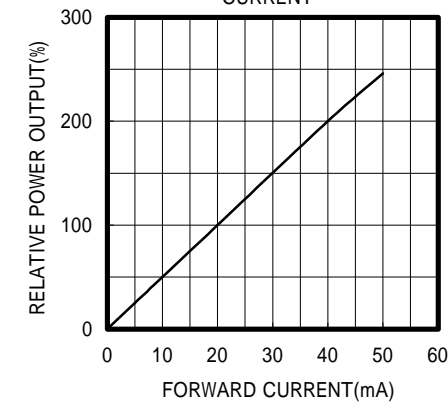
SPECTRAL OUTPUT



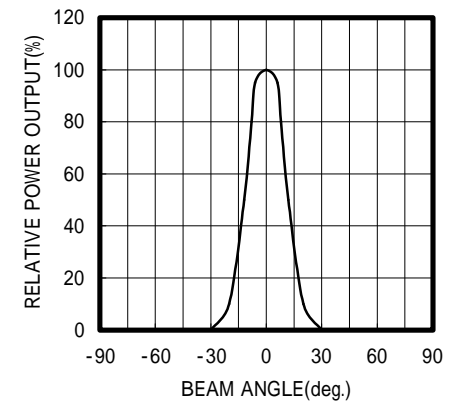
FORWARD I-V CHARACTERISTICS



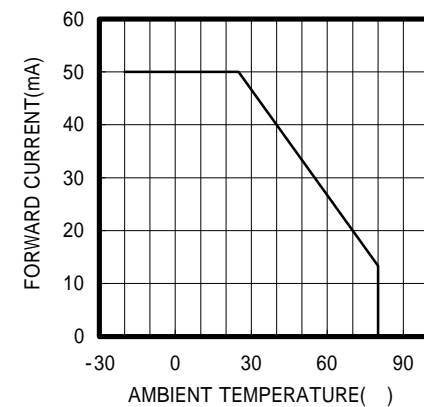
RELATIVE POWER vs FORWARD CURRENT



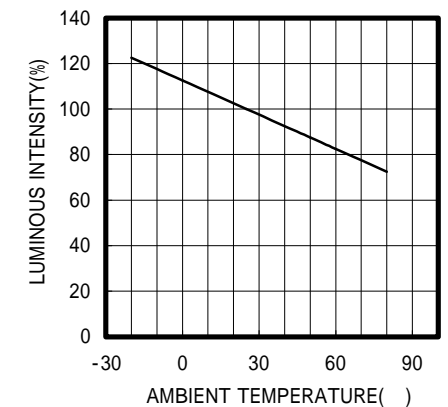
RADIATION PATTERN



THERMAL DERATING COVE



LUMINOUS INTENSITY vs TEMPERATURE
IF=10mA



FORWARD VOLTAGE vs TEMPERATURE
IF=10mA

